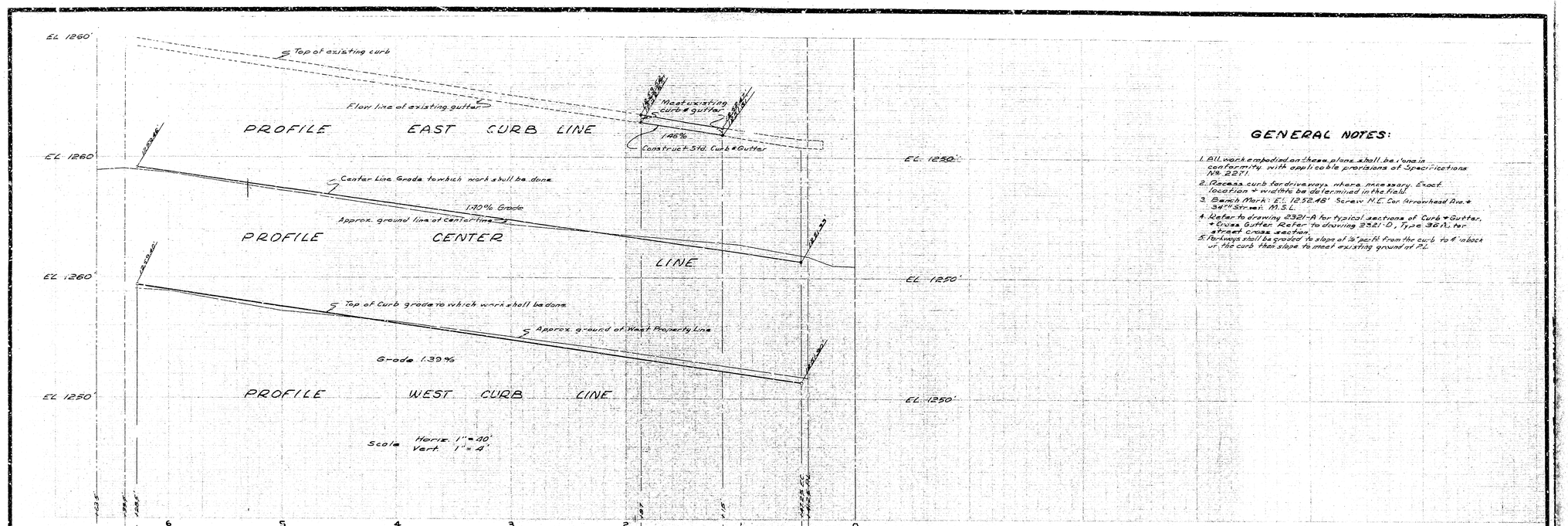

GENERAL NOTES:

1. All work embodied on these plans shall be done in conformity with applicable provisions of Specifications No. 2271.
2. Recess curb for driveways where necessary. Exact location & width to be determined in the field.
3. Bench Mark: El. 1232.48' Screw N.E. Cor. Arrowhead Ave. & 34th Street. M.S.L.
4. Refer to drawing 2321-A for typical sections of Curb & Gutter, & Cross Gutter. Refer to drawing 2321-D, Type 36R, for street cross section.
5. Parkways shall be graded to slope of ½" per ft. from the curb to 4' back of the curb then slope to meet existing ground at P.L.



PLAN

SCALE 1" = 40'

INTERSECTION LEVELS

SCALE 1" = 20'

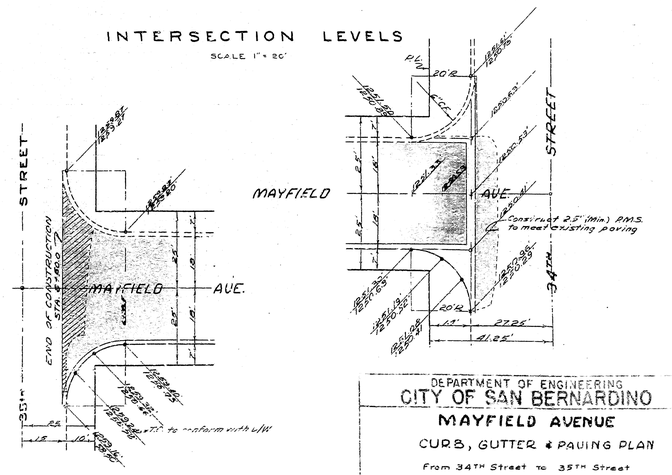

DEPARTMENT OF ENGINEERING
CITY OF SAN BERNARDINO

MAYFIELD AVENUE

CURB, GUTTER & PAVING PLAN

From 34TH Street to 35TH Street

SUBMITTED BY — REFERENCE

APPROVED OCTOBER 31, 56 DRAWN BY R.K.W. 2148

Ronald E. Wolford
CITY ENGINEER

RE-INSTATED CIVIL EP 9873 CHECKED BY D.B.

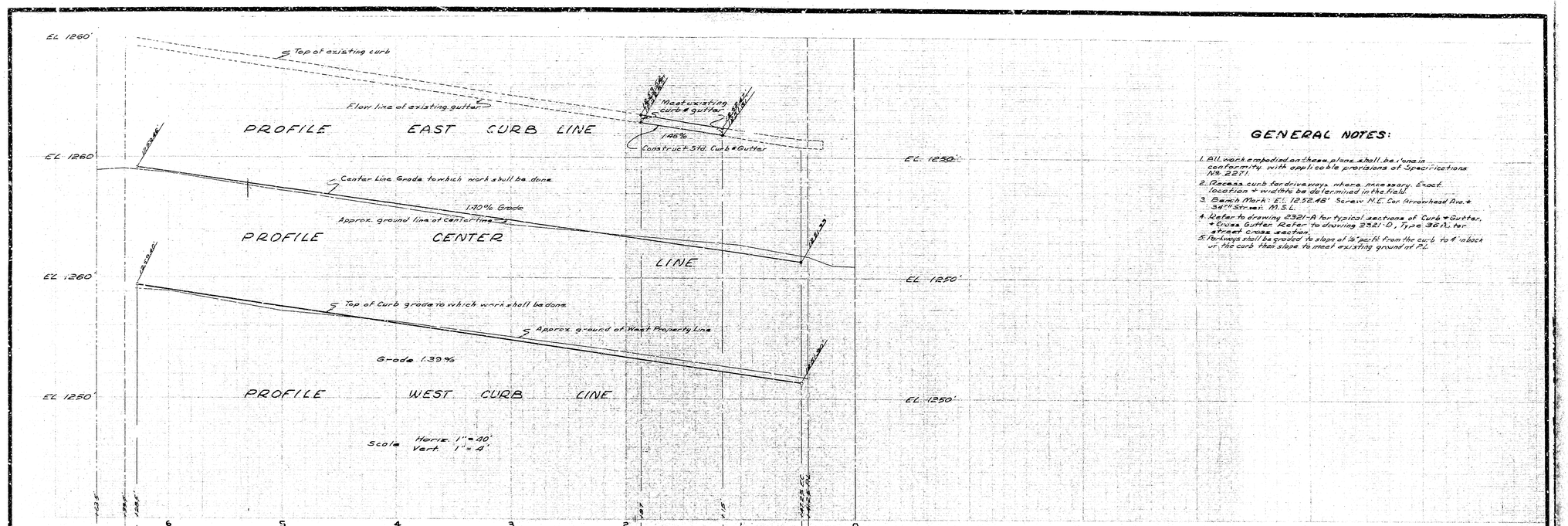

GENERAL NOTES:

1. All work embodied on these plans shall be done in conformity with applicable provisions of Specifications No. 2271.
2. Recess curb for driveways where necessary. Exact location & width to be determined in the field.
3. Bench Mark: El. 1232.48' Screw N.E. Cor. Arrowhead Ave. & 34th Street. M.S.L.
4. Refer to drawing 2321-A for typical sections of Curb & Gutter, & Cross Gutter. Refer to drawing 2321-D, Type 36R, for street cross section.
5. Parkways shall be graded to slope of ½" per ft. from the curb to 4' back of the curb then slope to meet existing ground at P.L.



PLAN

SCALE 1" = 40'

INTERSECTION LEVELS

SCALE 1" = 20'

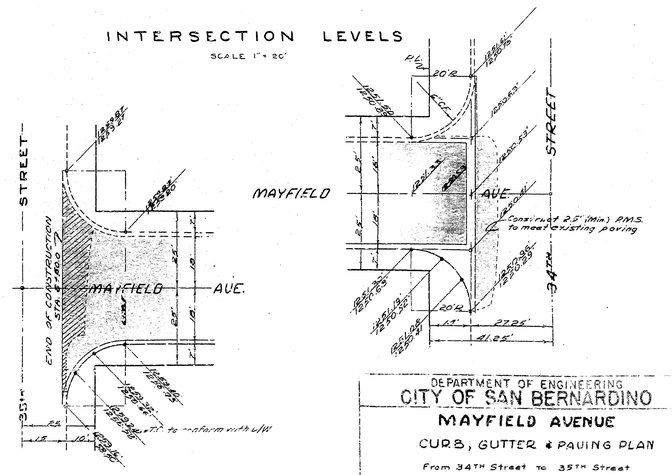

DEPARTMENT OF ENGINEERING
CITY OF SAN BERNARDINO

MAYFIELD AVENUE

CURB, GUTTER & PAVING PLAN

From 34TH Street to 35TH Street

SUBMITTED BY — REFERENCE

APPROVED OCTOBER 31, 56 DRAWN BY R.K.W. 2148

Ronald E. Wolford
CITY ENGINEER

RE-INSTATED CIVIL EP 9873 CHECKED BY D.B.